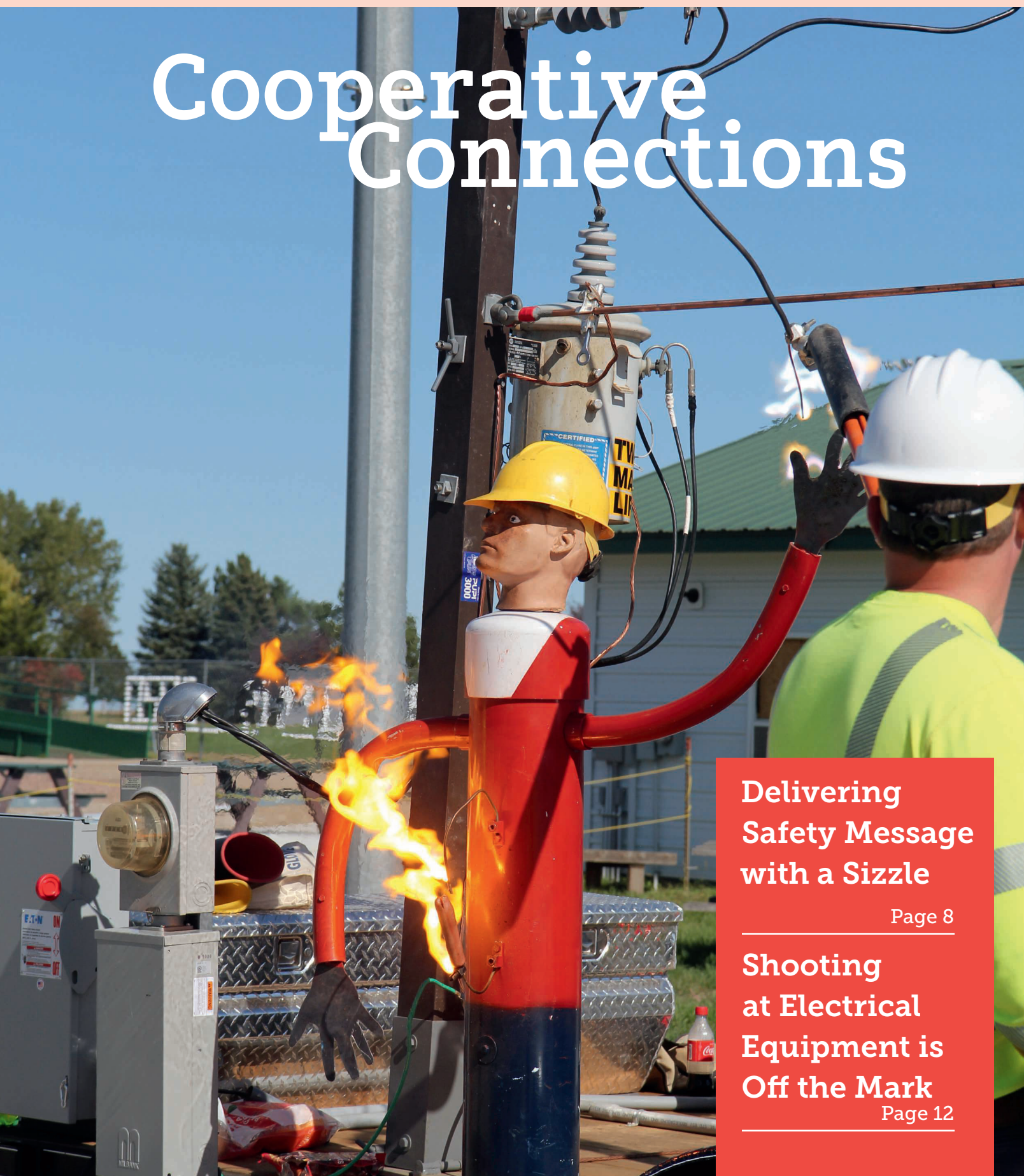




Cooperative Connections



**Delivering
Safety Message
with a Sizzle**

Page 8

**Shooting
at Electrical
Equipment is
Off the Mark**

Page 12



Could You Use \$160?

Simply Find Your Account Number

We apologize – the account number was not put in the October magazine, but it has been placed somewhere in this magazine. The total to be credited to a member's bill is \$160. Everyone get to reading the magazine!

A member's account number has been hidden somewhere in this newsletter. If you find your account number, call the office before Nov. 5 and you will receive a **\$160 credit** on your next month's billing. If no one finds their account number, the credit will be \$170 in the next issue.


Closed for Thanksgiving

Lacreek will be closed for the Thanksgiving Holiday Nov. 28-29.

Member Appreciation to be Held



Member Appreciation will be from Dec. 2-20. Cookies, coffee, hot apple cider and calendars



Ireland Attends Youth Tour

Weston Ireland was among 38 South Dakota students participating in the 2019 Rural Electric Youth Tour. While in Washington, D.C., Weston met with Sen. John Thune, Sen. Mike Rounds and Rep. Dusty Johnson.



Lacreek Electric Cooperative Connections

(USPS No. 018-912)

Board of Directors

Clarence Allen – President
Wade Risse – Vice President
Brent Ireland – Secretary
Troy Kuxhaus – Treasurer
Melvin Cummings – Scott Larson –
Neal Livermont – Dean O'Neill –
Tom Schlack – Marion Schultz –
Jerry Sharp – Connie Whirlwind
Horse – Donovan Young Man

Management Staff

Josh Fanning –
General Manager
Sherry Bakley –
Work Order and Billing Manager
Anna Haynes –
Finance and Benefits Manager
Mike Pisha – Operations Manager
Stacey Robinson – Member Service
Representative Manager and Editor

Office Personnel

Tracie Hahn – Accountant II
Amy Pisha – Right of Way Specialist
Kasi Harris – Benefits Specialist
Terri Gregg – Billing Specialist
Jessica Cook – Billing Specialist
Lisa Jensen –
Member Service Representative
Ashley Turgeon –
Member Service Representative

Operations Personnel

Line Foreman: Jesse Byerley
Journeyman Linemen:
Dane Claussen – Ryan Pettit
Aaron Risse – Lonny Lesmeister –
Jordon Bakley
Apprentice Linemen:
Aarin Ainsworth – Tyler Brown –
Alex Christensen – Brad Hahn –
Garrett Metzinger – Trace Scott
Journeyman Electrician: Roy Guptill
Cody Larson – Warehouse Man

This institution is an equal opportunity provider and employer.

This publication is mailed the 15th of the month prior to the issue date. Layout is at least three weeks prior to mailing. LACREEK ELECTRIC COOPERATIVE CONNECTIONS is published monthly by Lacreek Electric Association, Inc., PO Box 220, Martin, SD 57551 for its members. Families subscribe to Lacreek Electric Cooperative Connections as part of their electric cooperative membership.

Subscription information: Electric cooperative members devote 50 cents from their monthly electric payments for a subscription. Nonmember subscriptions are available for \$12 annually. Periodicals Postage Paid at Martin, SD and at additional mailing offices.

POSTMASTER: Send address changes to: Lacreek Electric Cooperative Connections, PO Box 220, Martin, SD 57551; telephone (605) 685-6581; fax (605) 685-6957

Fanning Named Lacreek GM

Josh Fanning has been hired as the general manager for Lacreek. Josh had been the interim general manager since February 2019 and in September the board appointed him as the new general manager of Lacreek. Josh is married to Tara (Hicks) Fanning and they have two daughters, Eden and Aris. Josh is involved in the Episcopal Church, ranching community and the Bennett County School.

Fanning becomes Lacreek's seventh general manager in its 71 year history.



Josh Fanning

Smokov Takes Over Maintenance

Justin Smokov has been hired as the new maintenance man. Justin is a long-time resident of Martin. He is married to Mandi "Pettit" Smokov and they have two children, Ruger and Kimber. Justin's knowledge of mechanics is very valuable to Lacreek. Welcome to the Lacreek family, Justin!



Justin Smokov

Guptill Added As Journeyman Electrician

Roy Guptill was originally hired as a 1,000-hour summer employee; however, he has been hired as a journeyman electrician. Roy also holds an electrical contractor license. Roy has been a lifetime resident of the Martin area and enjoys fishing. Roy and his girlfriend, Timberly, have one son, Asher. Roy's knowledge of being an electrician will be very valuable to Lacreek. Welcome to the Lacreek family, Roy!



Roy Guptill

Heat Meter Info

In order to be eligible to have a heat meter, at least 75 percent of your home must be wired with permanently installed electric heat and be the homes' primary heat source. The heat meter must be located outside of the home. There is a \$25 charge for Lacreek to install the equipment. 1430301001 Call our office for further information to start saving during the heat season.



All electric heat homes that have a separately metered electric heat meter receive a 2.0 cents credit on every kilowatt-hour used for heat during the heat season, which is from October through April.

If you have a separate breaker for your heat meter, please remember to turn it on. In addition, you will need to read your heat meter each month unless you have a special "TWAC" meter which is automatically read via office technology.

Electrical Safety Tips to Help Protect Homes and Businesses

Every year, electrical equipment, wiring, appliances and tools cause injuries and fires at both homes and workplaces.

Paying close attention to the condition of electrical equipment and taking appropriate and prompt action to correct electrical problems can help to ensure your safety and the safety of those around you.

Below are guidelines to help identify and reduce electrical hazards.

Electrical Outlet Safety

- Avoid overloading outlets with too many appliances, and ensure that electrical loads are appropriate for the circuits.
- Unplug appliances when they are not in use to conserve energy, as well as minimize the opportunities for electric shock or fire.
- Use outlets instead of relying on extension cords and power strips. Consider having additional permanent outlets installed where needed.
- Use Ground Fault Circuit Interrupters (GFCIs) in wet/damp areas like kitchens, bathrooms and outdoors.

Electrical Cord Safety

- Inspect electrical cords to ensure that they are not frayed, cracked or damaged.
- Do not place electrical cords in high traffic areas, under carpets, or across doorways where they pose a potential tripping hazard or could be easily damaged.


Certification and Awareness

- Ensure that all electrical products and equipment are certified by a nationally recognized testing laboratory, such as Underwriters Laboratories (UL), and read the manufacturer's instructions carefully.
- Allow only trained and qualified electrical workers to perform work on electrical equipment.
- Be aware of signs of electrical problems such as flickering lights and/or buzzing, sizzling or humming sounds from electrical systems.

Source: acadiainsurance.com



KIDS CORNER SAFETY POSTER



"Never jerk cords out of the outlets; grip the plug only."

Traci Tschetter, 8 years old

Traci is the daughter of Ryan and Elaine Tschetter, Revillo, S.D. They are members of Whetstone Valley Electric Cooperative, Milbank, S.D.

Kids, send your drawing with an electrical safety tip to your local electric cooperative (address found on Page 3). If your poster is published, you'll receive a prize. All entries must include your name, age, mailing address and the names of your parents. Colored drawings are encouraged.

Slow Cooker Sensations

Slow Cooker Egg Casserole

1 (32 oz.) bag frozen hash browns	1-1/2 cups shredded Cheddar cheese
1 lb. ham, cooked and cubed	12 eggs
1 onion, finely chopped	1 cup milk
1 green pepper, chopped	1/2 tsp. salt
1 T. olive oil	1/2 tsp. pepper

Spray inside of slow cooker with cooking spray. In a small frying pan, saute onion and green pepper in oil until tender. Cool 10 minutes. Place 1/3 frozen hash browns in slow cooker. Add 1/3 ham, onion and green pepper mixture and cheese. Repeat layers, ending with cheese. In large bowl, beat eggs, milk, salt and pepper until well blended. Pour over hash browns. Cook, covered, on LOW for 10 to 12 hours or overnight until casserole is set and eggs are thoroughly cooked. Serves 12.

Mary Jessen, Holabird, SD

Cream Cheese Chicken Taquitos

2 boneless chicken breasts	8 oz. cream cheese
1 tsp. chili powder	1/3 cup water
1 tsp. garlic powder	1/2 cup shredded cheese
1 tsp. cumin	12 6-inch flour tortillas

Combine chicken, chili powder, garlic powder, cumin, cream cheese and water in slow cooker. Cover and cook on LOW for 8 hours or 4 hours on HIGH. Place 1/4 cup chicken mixture into each tortilla. Top with 1 to 2 T. shredded cheese. Roll tightly and place in a single layer on greased baking sheet. Bake at 400°F. for 10 minutes or until tortillas are slightly browned and cheese is melted.

Cortney Reedy, Tea, SD

Pork Sausage and Rice

2 boxes Uncle Ben's Wild Rice	1 (8 oz.) can of mushrooms
1 lb. seasoned pork sausage	1 (10.5-oz.) can cream of mushroom soup

Prepare Uncle Ben's rice as directed. Brown pork sausage. Combine all ingredients in slow cooker. Cook on LOW for 3 to 4 hours.

Robert Bernhardt, Aberdeen, SD

Slow Cookers Tamale Pie

2 lbs. lean ground beef	1 (4 oz.) can chopped green chiles
1 pkg. McCormick® Slow Cookers Chili Seasoning	1/2 cup water
2 (14.5 oz. each) cans stewed tomatoes, cut-up	Topping:
1 (14.5 oz.) can kidney or pinto beans, drained and rinsed	1 (8.5 oz.) box corn muffin mix
	1/2 cup shredded Cheddar cheese

Cook ground beef in large skillet on medium-high heat until no longer pink; drain. Place in slow cooker. Add Seasoning Mix, tomatoes, beans, chiles and water; mix well. Cover. Cook 8 hours on LOW or 4 hours on HIGH. For the Cornbread Topping, if using low setting, increase to HIGH. Prepare corn muffin batter as directed on package. Drop batter by spoonfuls on top of simmering chili. Cover. Cook 30 minutes longer or until toothpick inserted into center of cornbread topping comes out clean. Sprinkle with cheese. Makes 10 servings.

Nutritional Information Per Serving: Calories 362, Total Fat 14g, Cholesterol 89mg, Sodium 9340mg, Protein 26g, Carbohydrates 33g, Dietary Fiber 4g

Pictured, Cooperative Connections

Mississippi Pot Roast

1 3 to 4 lb. chuck roast	1/4 cup butter
1 pkg. ranch dressing mix	4 to 5 pepperoncini peppers with some juice
1 pkg. au jus gravy mix	

Place roast in slow cooker. Sprinkle dressing mix and au jus mix on top. Place peppers on top of the mixes; add butter. Cook on LOW 8 hours. *Note: Do not add any water or broth to this. It will make enough liquid as it cooks.*

Jean Osterman, Wheaton, MN

Please send your favorite holiday, soup or brunch recipes to your local electric cooperative (address found on Page 3). Each recipe printed will be entered into a drawing for a prize in December 2019. All entries must include your name, mailing address, telephone number and cooperative name.

Six Efficient Holiday Gifts to Give (or Keep!)



Pat Keegan

Collaborative Efficiency

Don't forget to put on your favorite sweater and pair of fuzzy slippers so you can lower the thermostat a couple of degrees.

Dear Pat and Brad: With the holidays approaching, I'm starting to think about unique gifts for my family and friends that won't use too much energy. Can you share any ideas? – Monica

Dear Monica: It's always a great idea to give energy efficient gifts! Here are a few ideas based on a range of prices. You might even want to keep one or two of these for yourself!

1. Smart power strip. Price: \$15 to \$100: Smart power strips are the perfect gift for your tech-savvy family members and friends because they'll likely need the extra outlets for their many devices. Smart power strips give more control than traditional ones. By plugging the main hardware item, such as a computer or monitor, into the master outlet, you can easily control the rest of the devices. When that main device is turned off, everything else plugged into the strip also powers off. Some smart power strips can also be operated through a remote control or smartphone app and some include programmable timers.

2. Solar backpack. Price: \$30 to \$325: Walking or biking to the office, the field or a mountain lake? It may sound crazy, but you can actually make the most of the sun's energy with a solar backpack. These handy devices collect and store enough electricity to power a phone, tablet or even a laptop. The solar panels stitched onto the back of the packs are flexible and waterproof. Best of all, they have all the features and functionality of their traditional non-solar cousins.

3. Smart thermostat. Price: \$30 to \$600: A smart thermostat can adjust the temperature by learning your energy use habits over time, which saves you money and keeps you more comfortable. It can also be controlled through a smartphone app. Just make sure you're going to use all of its functionality before taking the leap.

4. Energy efficient tablets. Price: \$40 to \$4,000: You may already have at least one tablet in your home, but have you considered how energy efficient it is? Try this: Instead of using your TV to binge that new show, consider an ENERGY STAR®-rated tablet and you can use seven times less power! Simply look for the ENERGY STAR label when you're shopping for new tablets.

5. Electric scooter. Price: \$80 to \$3,000: The \$49 foldable, foot-powered scooter that exploded onto the scene a decade ago has grown up in a big way. In some larger cities, electric scooters are now available to rent at various locations, found and paid for via app. Or you can buy one to use for your daily commute or as a fun way to simply scoot around the neighborhood. Higher-quality versions will have longer range, larger tires and better suspension – along with a higher cost, of course. The catch is that they're still largely confined to paved surfaces.

6. E-bike. Price: \$250 to \$9,000: Electric bikes, or e-bikes, are regular bicycles with an electric motor that can be engaged as needed. E-bikes are becoming increasingly popular with people who face challenging terrain, bike to work and don't want to work up a sweat or perhaps find regular cycling too physically challenging. Studies also show that e-biking can bring many of the same physical benefits as non-assisted pedaling. They even come in foldable versions. One downside is they are heavier than regular bicycles.

Looking for an efficient gift that costs practically nothing? Enjoy a good book and a cozy evening at home, which requires no energy use at all. Don't forget to put on your favorite sweater and pair of fuzzy slippers so you can lower the thermostat a couple of degrees. Now that's an energy efficient evening worth repeating!

This column was co-written by Pat Keegan and Brad Thiessen of Collaborative Efficiency. For more information, please visit: www.collaborativeefficiency.com/energytips.

Scholarship Prizes Available

Resource Conservation Speech Contest Announced

Contestants in the 2020 State Finals of the Resource Conservation Speech contest are eligible to win a total of \$2,300 in college scholarships.

All South Dakota students in grades 9-12 are eligible to compete for \$2,300 in higher education scholarships, which are provided by the East River and Rushmore Electric power cooperatives and the South Dakota Rural Electric Association. Scholarships are awarded to the top three finalists: first place is \$1,100; second place is \$750; and third place is \$450.

The 2020 contest theme is "What Does a Tree Do for Me?" Contests are coordinated by local conservation districts. Local winners advance to area contests held in seven locations. The top area speakers compete at the state finals in Pierre on Saturday, April 25, 2020.

The contest is sponsored by the South Dakota Department of Agriculture (SDDA), in cooperation with Touchstone Energy® Cooperatives of South Dakota, the U.S. Fish and Wildlife Service and the South Dakota Association of Conservation Districts.

An entry form and complete list of rules can be found online at:

<https://sdda.sd.gov/conservation-forestry/educational-programs/resource-conservation-speech-contest/PDF/2020%20Speech-Brochure.pdf>

For more information on the Resource Conservation Speech Contest, contact your local conservation district or call Bailey Gullikson, natural resource specialist for SDDA, at 605-773-7570.



East River's Chris Studer, right, speaks with former S.D. Gov. Dennis Daugaard, U.S. Rep. Dusty Johnson and Linda Daugaard at the Connected Home Research Project launch.

Connected Home Research Project Launches

A Connected Home Research Project launched on Oct. 2 as part of Dakota State University's (DSU) MadLabs facility grand opening. The Connected Home project is a partnership between East River Electric Power Cooperative, DSU and the National Rural Electric Cooperative Association and is exploring technologies that will be included in the next generation rural home. It is also working to find solutions that will allow electric cooperatives to play an integral role in helping consumers optimize their energy use.

East River Electric is a wholesale power supply cooperative headquartered in Madison, S.D., which serves 24 distribution cooperatives and one municipal electric system across eastern South Dakota and western Minnesota. NRECA is a national association of more than 900 electric cooperatives and is headquartered in Washington, D.C.

"From wi-fi thermostats to smart appliances, our network of electric cooperatives is seeing increased adoption of smart home technologies among consumers," said East River Chief Member and Public Relations Officer Chris Studer. "While current technologies can help manage electricity usage and benefit consumers, we noticed a gap between the capabilities of those technologies and the needs of our utility network to connect to those technologies. We hope to close that gap through this project."

Researchers will investigate current products on the market and determine how utilities could potentially utilize existing technologies to control appliances and connected technologies within a home. They will also research the potential to build utility-specific technologies, both hardware and software, that could be used in homes to optimize energy usage and control power costs. A final phase of the project could include field testing of potential products in end consumer homes to determine the viability of any hardware and software that is developed.

"As use of smart home technology continues to increase among consumers, we're hoping to use this research project to identify technologies that will help us in our transition to a new energy management future or to develop our own utility-specific technologies that can be replicated at cooperatives around the country to help consumers optimize energy usage and save them money," said Studer.

The project's research space resembles a smart home kitchen with additional appliances including a washer, dryer and water heater. "Many of the products included in the space were sourced from local companies. We are grateful to Rosebud Cabinets, KolorWorks, Karl's Appliance and Montgomery's for assisting in the construction and design of the space," said Studer.



Dakota Energy lineman Brandon Moore draws an arc on the high voltage demonstration as DEC's Greg Palmer explains the dangers of getting close to electrical equipment.

CO-OPS DELIVER SAFETY MESSAGE

High Voltage Trailer Brings Safety Messages to Local Communities

Brenda Kleinjan

editor@sdrea.coop

The hum of electric current arcing can be heard split seconds before the eye registers the glowing arc on the wire and the flames shooting from the ends of a grapefruit attached to a human-like model of the rural electric cooperatives' high voltage demonstration trailer.

As the hum subsides and the gasps of Miller High School students dwindle, Dakota Energy Cooperative's Greg Palmer continues his explanation of electricity's need to find a path to ground.

"This will show you what would happen to your body

Moore shows the scorched insides of a grapefruit that had been used on the high voltage demonstration trailer.



Photos by Brenda Kleinjan/SDREA

"This will show you what would happen to your body internally if you were to come in contact with 7,200 watts of electricity."

internally if you were to come in contact with 7,200 volts of electricity," said Palmer, who works out of the Huron, S.D.-based cooperative's Miller office. Palmer, along with lineman Brandon Moore were part of the Miller High School FFA Chapter's Ag Safety Day in early October.

The duo used a newly constructed demonstration trailer used by South Dakota's electric cooperatives to deliver safety messages to student groups, community groups, fire departments and others across the state. The co-ops have been using one trailer for more than two decades and this fall added the second trailer to the safety fleet.

Moore continues the demonstration, draws an arc on the example power lines.

"Electricity travels at the speed of light – you can't just let go," explains Palmer. "You can't see it, you can't smell it. The only time you see it is when something bad is about to happen."

Moore removes the grapefruit from the demonstration trailer and cuts it in half.

With this grapefruit, it looks normal from the outside, you can see where the electricity went in and out. But when you cut it open, you see what it does to the inside of the body – it chars everything," Palmer explains.

"You've heard the same story before: don't climb on the green boxes, don't fly kites near power lines. But especially this time of year, be aware of where power lines and underground boxes are located," Palmer said.



Employees at Moreau-Grand Electric helped construct the state's second High Voltage Demonstration trailer used by South Dakota electric cooperatives.

Photo by Roger Lawien/Moreau-Grand

"This morning we changed a pole because someone ran into it with a (silage) chopper and broke it off," Palmer said.

Palmer went on to explain that if an accident like that happens and the power line comes in contact with the equipment or tractor, the best plan is to stay in the tractor or piece of equipment until the line can be de-energized.

For information about bringing this safety demonstration or other safety demonstrations to your school, community group or fire department, contact your local electric cooperative.



Miller High School students examine the insides of a hotdog held by Dakota Energy's Greg Palmer. The hotdog is used as an example of what an electrical contact can do to human muscle. On the Cover: Flames shoot out the ends of an energized hotdog as Brandon Moore guides an electrical current into the demonstration unit to show the impact an electric contact has on the human body.

BOARD ROOM

August 2019 Board Meeting

The regular meeting of the Board of Directors of Lacreek Electric Association, Inc. was held in the office of the Cooperative, located in the Town of Martin, South Dakota, Aug. 20, 2019, beginning at 4 p.m.

The meeting was called to order by President Allen and the following directors were present: Tom Schlack, Brent Ireland, Wade Risse, Connie Whirlwind Horse, Jerry Sharp, Scott Larson, Marion Schultz, Melvin Cummings, Donovan Young Man and Dean O'Neill. Absent were Troy Kuxhaus and Neal Livermont. Also present were Operations Manager Mike Pisha, Interim General Manager/Member Services and Procurement Manager Josh Fanning, Finance and Benefits Manager Anna Haynes, Member Services Representative Manager Stacey Robinson and Work Order and Billing Manager Sherry Bakley

A motion was made, seconded and carried to have Member Service Representative Manager Stacey Robinson record the board minutes.

A motion was made, seconded and carried to approve the July 2019 minutes.

No additions were added to the agenda.

A motion was made, seconded and carried to approve the Operating Report for June and the List of Disbursements for July that was presented by Finance & Benefits Manager Anna Haynes.

A motion was made, seconded and carried to approve the checks and disbursements for July totaled \$1,063,292.06 and the

checks ran from number 74408 to 74542 along with the electronic checks which ran from 2578 to 2624. (Tom "chairman" Dean and Neal) The August 2019 Check Audit Committee will be (Scott "chairman", Melvin and Troy).

A motion was made, seconded and carried to approve the July Analysis of Investments which presented by Finance and Benefits Manager Anna Haynes.

A motion was made, seconded and carried to approve the list of new members, attached hereto.

Stacey reported that she attended an Editor's Workshop in Pierre.

Mike reported on work in progress; about equipment; that he hired Justin Smokov for the Maintenance position and about personnel.

The safety report was presented by Mike.

Josh reported on the fair; that CFC will begin the rate study at the end of the year; on the Basin rate reduction; about load control; that he has Anna working on 60-years of transformer clean up; about the Federated annual review; on the SD Senate Bill 66; that office personnel are moving for better work flow and said a member requested a new cooperative logo for Lacreek. After further discussion, consensus of the board is to keep the current logo.

Discussion was held on the NRECA annual meeting is March 1-4, 2020, in

New Orleans, La., with no one planning to attend at this time.

Discussion was held on the Mid-West annual meeting is Dec. 9-12 in Denver, Colo., with no one planning to attend at this time.

The NRECA director election for South Dakota will take place following the SDREA board meeting on Sept. 26 with Donovan Young Man being the delegate and Josh Fanning as the alternate.

The staff was excused while the board and Interim General Manager Josh Fanning went into executive discussion from 5:30 p.m.-6:07 p.m.

The board came out of executive session and a motion was made, seconded and carried to approve a prior employee's vacation be paid 100 upon a waiver being signed.

A motion was made, seconded and carried to allow interim General Manager Josh Fanning authority to authorize staff salary raises.

The board went back into executive session from 6:41 p.m. to 6:57 p.m.

Next board meeting – Sept. 17, 2019, at 4 p.m.

There being no further business to come before the meeting, upon motion duly made, seconded and carried, the meeting adjourned.

Clarence Allen, President
Brent Ireland, Secretary

IN CASE OF OUTAGE

1ST: Check the fuses or breakers in your home or building in which you do not have power.

2ND: Check meter for display and readings. If the meter is blank, you are probably experiencing an outage and need to call our office immediately.

3RD: If your meter has a display, check your breaker below your meter on the yard pole.

4TH: Please contact your neighbor to see if they are experiencing a power outage because it would be helpful to know if other members in the area are also out of power.

5TH: Make sure you have the name the bill is in, the meter number and/or the account number.

6TH: Call Lacreek Electric at 605-685-6581 or if you are calling long distance dial 1-800-655-9324. We now have a 24 hour answering service. First, you will hear an automated message, "Thank you for calling Lacreek Electric. Your call may be recorded or monitored for quality assurance." You will then hear the following menu:

- If you're calling to report an electrical outage, press 1.
- If you have a billing question, press 2.
- If you're calling to report a meter reading, press 3.
- For all other calls, press 0.

Office Hours:
7 a.m.-4:30 p.m. MDT
Open over noon hour
Closed Saturday, Sunday and holidays

Official Notice of Publication

Statement of Ownership, Management and Circulation

Required by 39 U.S.C.3685

1. Publication Title: Lacreek Electric Cooperative connections
2. Publication No.: 018-912
3. Filing Date Oct. 1, 2019
4. Issue Frequency: Monthly
5. No of Issues Published Annually: 12
6. Annual Subscription Price \$6 Non-Member \$12
7. Complete mailing address of known office of publication:
Lacreek Electric, PO Box 220, 121 N. Harold St., Martin, SD 57551-0200
8. Complete mailing address of headquarters or general business office of publisher:
Lacreek Electric, PO Box 220, 121 N. Harold St., Martin, SD 57551-0200
9. Complete mailing address of publisher, editor & managing editor:
Publisher: Lacreek Electric, PO Box 220, 121 N. Harold St., Martin, SD 57551-0200
Editor: Josh Fanning, PO Box 220, 121 N. Harold St., Martin, SD 57551-0200
Editor: Stacey L. Robinson, PO Box 220, 121 N. Harold St., Martin, SD 57551-0200
Managing Editor: Josh Fanning, PO Box 220, 121 N. Harold St., Martin, SD 57551-0200
10. Owner: Lacreek Electric, PO Box 220, 121 N. Harold St., Martin, SD 57551-0200
11. Known bondholders/mortgages, and other security holders owning or holding 1%
Or more of Total Amount of Bonds. Mortgages or Other Securities:
Rural Utilities Services, USDA, S. Bldg. 1400 Independence Ave. SW,
Washington, DC 20250-1566
12. Tax Status: Purpose, function and nonprofit status of this organization and the exempt Status for federal income tax purposes:
Has Not Changed during preceding 12 months.
13. Publication Title: Lacreek Electric Cooperative Connections
14. Issue date of circulation Below: Oct. 1, 2019
15. Extent and Nature of Circulations:

	Ave. no. of copies each issue during preceding 12 months	Single issue nearest to filing date
A. Total number of copies (net press run)	3783	3753
B. Paid and/or requested circulation		
1. Paid requested outside country mail subscriptions	0	0
2. Paid In-Country Subscriptions	0	0
3. Sales through Dealers, Carriers, Street Vendors & Counter Sales	0	0
4. Other classes mailed through the USPS	0	0
C. Total paid and/or requested circulation	3783	3753
D. Free distribution by mail	0	0
E. Free distribution outside the mail	5	5
F. Total free distribution	3783	3753
G. Total distribution	3783	3753
H. Copies not distributed	0	0
I. Total	3783	3753
Percent paid and/or requested circulation	100%	100%
16. Total circulation includes electronic copies.
Report circulation on PS Form 3526-X worksheet.

State of Ownership, Management and Circulation as of October 1, 2019

Don't Shoot!

Vandals and Errant Shots Wreak Havoc with Equipment

Brenda Kleinjan

editor@sdrea.coop

"You get really cold weather and the line tightens up and that's when you'll see those weak spots break."

With fall comes an increase of outdoor hunting activities.

One thing not on any responsible hunter's bag list is electrical equipment.

The irresponsible actions of those firing the shots can have costly – and untimely – consequences for electric cooperative members.

Shots fired at electric equipment can cause immediate, noticeable damage, often times causing for emergency, after-hours dispatch of crews to locate and repair the problem disrupting power to members.

Other times, the damage weakens a line or piece of equipment. Time, weather or storms can cause the weakened area to fail, likely at an inconvenient time for members.

"It never comes at a convenient time," said Dale Schwagel, line superintendent at Traverse Electric Cooperative in Wheaton, Minn., of when the damage occurs...and when past damage usually surfaces.

"You get really cold weather and the line tightens up and that's when you'll see



Fall decor at some South Dakota electric cooperatives carry an important safety reminder about not shooting at or near power lines.



Bullet holes caused by vandals riddle a co-op transformer.



Routers are being installed at Traverse Electric Cooperative in Wheaton, Minn., as part of a system-wide meter upgrade.

When vandals target power lines and electrical apparatus, system reliability is at stake.



A newly installed router at Traverse Electric Cooperative in Wheaton, Minn., was destroyed by a vandal's bullet, causing more than \$1,600 in damage.

those weak spots break," said Schwagel.

The co-op has been relatively vandal-free for the last several years.

However, this summer the co-op encountered damage to newly installed routers which are part of a system-wide meter upgrade.

Schwagel estimates the cost of the damage will total more than \$2,500 once labor is tacked on to replacing the \$1,600 piece of equipment.

"Shooting this piece of equipment is a cost to the co-op and the members. Ultimately that's where the costs go," said Schwagel.

If you see damage to co-op equipment, report it to the co-ops so repairs can be made.



Pierre Junior Shooters took the top spot on the podium at the Daisy National BB Gun Championship Match while the Marshall County 4-H Sharp Shooters took the third tier.

South Dakota Youth Are

NATIONAL TOP GUNS

Daisy®

<https://www.daisy.com/daisy-nationals/>

Each year the Daisy National BB Gun Championship Match features youth teams from across the nation competing in this five-meter, four-position National Championship match, and this year the Pierre Junior Shooters from Pierre, S.D., edged the team out of Walton County, Ga., to take home the Gold Medal and traveling trophy. The event wrapped Saturday night, July 6, with a festive medal ceremony that named not only the Team National Championship, but also Championships in Individual, Alternate and Champion Divisions.

Sixty-four teams converged on Rogers, Ark., for the 54th year of the “Daisy Nationals.” Teams consist of five shooters and two alternates ages 8 to 15, who have completed the Daisy Curriculum and other training provided by organizations such as the 4H Shooting Sports, Royal Rangers, the American Legion and other community and youth-based clubs. Teams must also place first, second or third in their state’s NRA-sanctioned contest to get an invite.

“The Daisy Nationals is a celebration of youth competitive shooting,” said Daisy Public Relations Director Lawrence Taylor. “Competitive BB gun shooting is your gateway to the shooting sports. We’ve had youth compete in the Daisy Nationals who went on to compete – and win – in Olympic shooting events.”

Youth competitors shoot 10 shots from each of four positions – standing, kneeling, sitting and prone – at the target placed at 5 meters. They shoot Daisy Model 499B Champion BB guns, billed as the world’s most-accurate BB gun. Each year multiple shooters place all 10 shots in the bullseye.

There’s also a safety aspect to this match. On the first day, every competitor takes a 50-question written test that covers gun safety, match rules and shooting knowledge. The results of the test make up 20 percent of each competitor’s final score and that can be the difference between the Gold and Silver medals.

Daisy National BB Gun Championship Match Top 5 Teams

Pierre Junior Shooters
Pierre, S.D.

Walton County 4H
Walton County, Ga.

**Marshall County 4H
Sharp Shooters**
Marshall County, S.D.

Humboldt Sharpshooters
Humboldt, S.D.

**Permian Basin
Young Guns**
Midland, Texas

An award is given to the team that scores highest on the test, and this year for the first time, three teams from South Dakota tied to win this award: the Humboldt Sharpshooters, Marshall County and the Pierre Junior Shooters.

Eric Bird from Wyandotte County, Kan., shot a 488 with 21 bullseyes to win the Individual National Championship, and he had a perfect score on the written test. Right on Bird's heels was Anthony Stacy from Walton County, Ga., who shot a 485 with 21 bullseyes. The tightest race in the Individual Division was between Stacy and bronze medal winner Irene VanDyke of Carvelius, Ore., who also scored 485 but had two less bullseyes.

In the Team Division, winning the Silver Medal was Walton County 4H out of Georgia. Walton County scored 2,382 with 87 bullseyes – two more than the Pierre Junior Shooters, who won the event with 2,385. The Marshall County 4H Sharpshooters took the Bronze Medal with a score of 2,363 with 70 bullseyes. Rounding out the top five was the Humboldt Sharpshooters from Hartford, S.D., followed by the Permian Basin Young Guns from

An award is given to the team that scores highest on the test, and this year for the first time, three teams from South Dakota tied to win this award: the Humboldt Sharpshooters, Marshall County and the Pierre Junior Shooters.

Midland, Texas.

“Competitive shooting teaches mental focus, patience, coordination and the bigger lessons of practicing to improve a skill,” Taylor said. “That’s very easy to see in shooting because your shot groupings

are big when you first start, but as you practice those groups shrink and get tighter – it’s the perfect illustration of how you improve through practice.

“We’ve also seen how this program improves the lives of those with attention disorders or issues. Competitive shooting requires disciplined breathing and muscle memory and tack-sharp focus. Coaches have repeatedly told us how kids who were struggling with school or other issues have improved in those areas after getting into competitive shooting.”

The Daisy Nationals match rules state that a youth who shoots on a team this year must sit out and let another youth have the opportunity to shoot on the team. But, these former team members are not left out – they can attend and compete in the Champions Match.

The Pierre Junior Shooters have captured national titles in 2004, 2005, 2008, 2011, 2012, 2014, 2016, as well as 2017, to go along with the 2019 crown. South Dakota has also had strong national finishes in the 1980s and ’90s – as well as top 10 finishes in other years of competition.

S.D. 4-H Shooting Sports Teams Finish Strong

South Dakota 4-H members received national recognition during the 2019 4-H Shooting Sports National Championships held in Grand Island, Neb. June 23-28, 2019.

Of the 659 youth from across the United States who competed, 36 were South Dakota 4-H members who qualified during the 2019 4-H Spring Shoot in Pierre and the 2018 4-H Fall Shoot in Mitchell.

The South Dakota teams who received national recognition include:

Hunting Skills placed third overall, third in Wildlife ID, second in General Skills and third in Decision Making. The team had top ten finishes throughout the competition including Kaylee Bosma of Lincoln County who placed ninth in General Skills, Hunter Laverack of Bennett County who placed fifth in Decision Making and Dylan Singrey of Brookings County who placed second in General Skills and sixth overall. The hunting skills team was coached by SDSU Extension Youth Safety Field Specialist John Keimig.

Air Rifle placed third overall, second in 3 Position, second in Standing, and fourth in Silhouettes. Throughout the competition, members of the team were recognized with top ten finishes in different phases. Justin Merriman of Hughes County was recognized as first in 3 Position, fourth in standing and eighth overall, Jessica Hays of Hughes County placed in each phase and seventh overall and Alexandra Smith of Hughes County placed seventh in Standing, 10th in Silhouettes and 10th overall. The air rifle team was coached by Sean Kruger, a 4-H Volunteer in Hughes County.

For more information on 4-H shooting sports, contact John Keimig, SDSU Extension Youth Safety Field Specialist by email or call 605.688.4167.



Third-place Hunting Skills team consisted of, from left, Cloe Swanson of Minnehaha County, Kaylee Bosma of Lincoln County, John Keimig with SDSU Extension, Dylan Singrey of Brookings County and Hunter Laverack of Bennett County.

Photo Courtesy of Dawn Foiles



Third-place Air Rifle members Justin Merriman of Hughes County, Eli Dissing of Minnehaha County, Alexandra Smith of Hughes County, Sean Kruger of Hughes County and volunteer Jessica Hays of Hughes County.

Photo Courtesy of Dawn Foiles

October 19

4th Annual Fall Festival, East Pierre Landscape and Garden Center, 11 a.m. to 5 p.m., Pierre, SD, 605-224-8832

October 19

Spooky Science, Sioux Falls, SD, 605-367-6000

October 19-January 5

Pheasant Hunting Season, Statewide, Pierre, SD, 605-223-7660

October 25-27

Autumn Festival, An Arts and Crafts Affair, Sioux Falls, SD, 605-331-2889

October 25-27

ZooBoo, Great Plains Zoo, Sioux Falls, SD, 605-367-7003

October 26

ZOO BOO, Bramble Park Zoo, Watertown, 605-882-6269

October 26

Scare in the Square, Rapid City, SD, 605-716-7979

October 31-November 2

Ringneck Festival and Bird Dog Challenge, Huron, SD, 605-352-0000

November 1-2

First Chance Bonanza, PRCA Rodeo, Brookings, SD, www.suttonrodeo.com

November 2

Fall Fling Craft/Vendor Fair, Dakota Christian School, Corsica, SD, 605-243-2211

November 9

Area Merchants and Crafters Annual Holiday Extravaganza, Sisseton, SD, 605-698-7425

November 9

Hairball, Mitchell, SD, 605-995-8430



November 15-December 18

Black Hills Christmas Tree Permit Season, Custer, SD, 605-673-9200

November 16

Christmas Craft Fair, Legion Hall on Main Street, 10 a.m. to 3 p.m., Free admission, Tripp, SD, Contact Becki Hauser at 605-480-3009

November 22-23

Holiday Arts Christmas Craft Show, Masonic Hall, Mitchell, SD, 605-359-2049

November 22-January 5

Winter Wonderland, Sioux Falls, SD, 605-275-6060

November 23-24

Winterfest: A Winter Arts Festival, Aberdeen, SD, 605-226-1557

November 26-December 26

Christmas at the Capitol, Pierre, SD, 605-773-3178

November 29-30

1880 Train Holiday Express, Hill City, SD, 605-574-2222

November 30

Holiday Celebration and Winter Market, Rapid City, SD, 605-716-7979

December 6-7

Strawbale Winery Twilight Flights, Renner, SD, 605-543-5071

December 7

Frontier Christmas, Lake City, SD, 605-448-5474

December 7

Holidazzle Light Parade, Spearfish, SD, 605-717-9294

December 7-8, 14-15, 21-24 and 27-28

1880 Train Holiday Express, Hill City, SD, 605-574-2222

December 14-15

Black Hills Cowboy Christmas, Lead, SD, 605-584-2067

December 15-March 31

South Dakota snowmobile trails season, Lead, SD, 605-584-3896

January 7-9

Dakota Farm Show, Vermillion, SD, 800-873-1411

January 16-17

Media One Funksi, Sioux Falls, SD, 605-339-0000

January 24-25

Pro Snocross Races, Deadwood, SD, 605-578-1876

January 31-February 9

Annual Black Hills Stock Show & Rodeo, Rapid City, SD, 605-355-3861

To have your event listed on this page, send complete information, including date, event, place and contact to your local electric cooperative. Include your name, address and daytime telephone number. Information must be submitted at least eight weeks prior to your event. Please call ahead to confirm date, time and location of event.